


Free Clip Art Library




Choose a clip art and an appropriate layout.
Write clip art code and layout on the order form.
For more clipart choices visit church website:

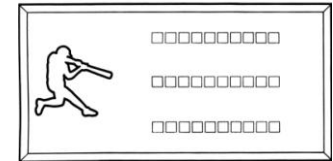
www.stpaulsharrishill.org

For 4 x 8 sized bricks

LAYOUT 1 is for all images EXCEPT 6A, 7A, 9A, 12A, 17A, 18A, 20A, 21A, 20B, 23B, 1C, 2C, 3C, 4C, 5C, 6C, 7C, 8C, 9C.



LAYOUT 2 is for all images EXCEPT 10A and 13B
Use this layout for all seals and badges.



For 8 x 8 bricks

LAYOUT 3 is for all images. They are positioned at the top or bottom. The total number of lines determines the size of the image. One line of type will allow for a larger image, while 4 lines results in a small, less detailed image.

Please specify whether image should be on top or bottom of brick.

